



Established In 1998

CHRISTIAN COLLEGE OF ENGINEERING & TECHNOLOGY

Managed By St. Thomas Mission, Bhilai

Approved by AICTE and Affiliated to CSVTU, Bhilai

If You Aim High, We Provide The Means



QNM 4.1.2

***PERCENTAGE OF EXPENDITURE,
EXCLUDING SALARY FOR INFRASTRUCTURE
AUGMENTATION DURING LAST FIVE YEARS
(INR IN LAKHS)***

Criterion 4

QnM 4.1.2.1 Percentage of expenditure for infrastructure



Percentage of expenditure for infrastructure development and augmentation excluding salary during the last five years

4.1.2.1: Expenditure for infrastructure development and augmentation, excluding salary year wise during last five years (INR in lakhs)

Year	2022-23	2021-22	2020-21	2019-20	2018-19
Number	4.1	2.4	3.6	4	7.5

Percentage of expenditure = 2.28%

Criterion 4

QnM 4.1.2.1 Percentage of expenditure for infrastructure



Established In 1998

CHRISTIAN COLLEGE OF ENGINEERING & TECHNOLOGY

Managed By St. Thomas Mission, Bhilai

Approved by AICTE and Affiliated to CSVTU, Bhilai

If You Aim High, We Provide The Means

YEAR 2022-23

Criterion 4

QnM 4.1.2.1 Percentage of expenditure for infrastructure






Established In 1998

CHRISTIAN COLLEGE OF ENGINEERING & TECHNOLOGY

Managed By St. Thomas Mission, Bhilai

Approved by AICTE and Affiliated to CSVTU, Bhilai

If You Aim High, We Provide The Means

CHRISTIAN COLLEGE OF ENGINEERING AND TECHNOLOGY, BHILAI CHHATTISGARH			
Owned by : Malankara Orthodox Syrian Church-Catholicate Aramana, Devalokam, Kottayam, Kerala.			
Managed by : St. Thomas Malankara Orthodox Syrian Church Mission, Bhilai (C.G.)			
			
31.03.2022 Amt (Rs.)	EXPENDITURE		31.03.2023 Amt (Rs.)
1,13,54,464.00	<u>Salary & Allowances</u>	12	1,11,28,057.00
70,31,427.00	<u>Welfare Expenses</u>	13	75,62,344.00
20,41,921.70	<u>Administrative Charges</u>	14	26,59,857.06
6,80,774.00	<u>Running Repair & Maintanance</u>	15	10,85,354.00
-	<u>Activity Expenses</u>		11,410.00
64,59,891.00	<u>Depreciation</u>	1A	34,89,586.00
		1B	22,58,985.00
			57,48,571.00
2,75,68,477.70	TOTAL		2,81,95,593.06
AUDITORS' REPORT			
As per our separate report on the Balance Sheet of even date			
For, B.VISHWANATH & Co. Chartered Accountant FRN 007875C			
			
			
(B. VISHWANATH) PROPRIETOR M.NO. 074096 ICAI UDIN: 23074096BGWIKV5640			
Place : Bhilai (C.G.) Date : 28/06/2023			

Criterion 4

QnM 4.1.2.1 Percentage of expenditure for infrastructure



CHRISTIAN COLLEGE OF ENGINEERING AND TECHNOLOGY, KAILASHI NAGAR, BHILAI, CHHATTISGARH											
OWNED BY - THE MALANKARA ORTHODOX SYRIAN CHURCH - CATHOLICATE ARAMANA, DEVALOKAM, KOTTAYAM, KERALA											
MANAGED BY - ST. THOMAS MALANKARA ORTHODOX CHURCH MISSION, BHILAI											
Schedule No 1(A, FIXED Assets (Land and Buildings) As on 31.03.2023											
Sl. No	ASSETS	Rate of Dep.	Gross Block			Depreciation			Net Block		
			As on 01.04.2022	Additions	Deletions	As on 31.03.2023	As on 01.04.2022	for the year	As on 31.03.2023	As on 01.04.2022	
1	Land	-	7,10,000.00	-	-	7,10,000.00	-	-	-	7,10,000.00	7,10,000.00
2	Play Ground Development	-	36,12,963.00	-	-	36,12,963.00	-	-	-	36,12,963.00	36,12,963.00
3	Building Instructional	10%	1,96,98,559.00	-	-	1,96,98,559.00	1,70,80,018.00	2,61,854.00	1,73,41,872.00	23,56,687.00	36,18,541.00
4	Building - Instructional (Block - II)	10%	5,39,61,261.00	-	-	5,39,61,261.00	3,54,374,416.00	18,57,385.00	3,79,89,799.00	1,56,71,466.00	1,85,23,851.00
5	Building Workshop	10%	58,51,842.00	-	-	58,51,842.00	59,85,646.00	77,320.00	51,62,966.00	6,95,876.00	7,73,196.00
6	Building Laboratory	10%	2,61,15,689.00	-	-	2,61,16,689.00	2,88,23,056.00	5,29,963.00	2,13,52,419.00	47,64,270.00	32,93,653.00
7	Building - Boys Hostel	10%	91,28,467.00	-	-	91,28,467.00	78,70,511.00	1,25,795.00	79,96,316.00	11,32,151.00	12,57,946.00
8	Building - Girls Hostel	10%	91,92,520.00	-	-	91,92,520.00	75,94,835.00	1,59,589.00	77,58,204.00	14,34,316.00	15,93,685.00
9	Building - Residential	10%	28,84,548.00	-	-	28,84,548.00	24,50,262.00	43,449.00	24,93,311.00	3,91,237.00	4,34,486.00
10	Building - Canteen	10%	20,23,847.00	-	-	20,23,847.00	16,94,332.00	32,872.00	17,27,204.00	2,95,943.00	3,28,715.00
11	Road, Bridges & Culverts	10%	32,68,721.00	-	-	32,68,721.00	28,28,762.00	43,996.00	28,72,758.00	3,95,963.00	4,39,959.00
12	Water Supply & Sanitary Systems	10%	8,87,563.00	-	-	8,87,563.00	7,51,971.00	13,559.00	7,65,570.00	1,22,033.00	1,35,592.00
13	Linerine & Septic Tanks	10%	1,15,400.00	-	-	1,15,400.00	1,02,773.00	1,267.00	1,04,036.00	11,364.00	12,637.00
14	Gate & Security Post	10%	4,67,064.00	-	-	4,67,064.00	4,00,184.00	6,641.00	4,06,875.00	60,219.00	66,910.00
15	Boundary & Fencing	10%	32,96,271.00	-	-	32,96,271.00	19,17,474.00	1,37,859.00	20,55,724.00	12,40,647.00	13,78,697.00
16	Garage / Cycle Shed	10%	29,01,759.00	-	-	29,01,759.00	20,42,875.00	85,888.00	21,28,763.00	7,72,996.00	8,58,884.00
17	Flat No 06/1 (Dalip Parisar)	10%	16,35,500.00	-	-	16,35,500.00	11,47,823.00	48,758.00	11,94,683.00	4,38,817.00	4,87,573.00
18	Water Harvesting	10%	3,93,252.00	-	-	3,93,252.00	1,55,133.00	19,822.00	1,74,955.00	1,78,297.00	1,98,219.00
19	Lift (Instructional Bldg - Block II)	10%	8,79,775.00	-	-	8,79,775.00	3,86,253.00	49,252.00	4,35,625.00	4,44,170.00	4,93,522.00
20	Store & Shed	10%	31,976.00	-	-	31,976.00	31,976.00	-	31,976.00	-	-
	TOTAL		14,70,24,407.00			14,70,24,407.00	18,78,05,606.00	34,89,586.00	11,12,95,182.00	3,57,28,215.00	3,92,18,881.00
	PREVIOUS YEAR		14,70,24,407.00			14,70,24,407.00	18,39,28,391.00	38,77,315.00	18,78,05,606.00	3,92,18,881.00	

NOTE :- 1. Depreciation on written down value of assets has been calculated at full rates and for additions at half of the rates given



Criterion 4

QnM 4.1.2.1 Percentage of expenditure for infrastructure



Established In 1998

CHRISTIAN COLLEGE OF ENGINEERING & TECHNOLOGY

Managed By St. Thomas Mission, Bhilai

Approved by AICTE and Affiliated to CSVTU, Bhilai

If You Aim High, We Provide The Means

CHRISTIAN COLLEGE OF ENGINEERING AND TECHNOLOGY, KAILASH NAGAR, BHILAI, CHHATTISGARH											
OWNED BY - THE MALANKARA ORTHODOX SYRIAN CHURCH - CATHOLICATE ARAMANA, DEVALOKAM, KOTTAYAM, KERALA											
MANAGED BY - ST. THOMAS MALANKARA ORTHODOX CHURCH MISSION, BHILAI											
Schedule No 1B, FIXED ASSETS, As on 31.03.2023											
Sl. No	ASSETS	Rate of Dep.	Gross Block			Depreciation			Net Block		
			As on 01.04.2022	Additions	Deletions	As on 31.03.2023	As on 01.04.2022	for the year	As on 31.03.2023	As on 31.03.2023	As on 01.04.2022
1	Furniture	10%	1,31,99,573.00	-	-	1,31,99,573.00	99,96,147.00	3,20,343.00	1,03,16,490.00	28,83,083.00	32,03,426.00
2	Bedding	15%	18,454.00	-	-	18,454.00	17,257.00	180.00	17,437.00	1,017.00	1,197.00
3	Gas Stove	15%	5,896.00	-	-	5,896.00	5,624.00	41.00	5,465.00	231.00	272.00
4	Refrigerator	15%	1,07,580.00	-	-	1,37,580.00	21,26,202.00	1,707.00	1,27,909.00	9,471.00	11,378.00
5	Drawing Board	15%	94,622.00	-	-	94,622.00	84,274.00	1,532.00	85,826.00	8,796.00	10,348.00
6	Ceiling Fan	15%	7,64,215.00	7,830.00	-	7,72,045.00	6,71,064.00	14,560.00	6,85,624.00	86,421.00	93,511.00
7	Laboratory Articles	15%	27,17,381.00	-	-	27,17,381.00	26,74,006.00	6,306.00	26,80,512.00	36,869.00	43,375.00
8	Pump and Accessories	15%	1,14,621.00	-	-	1,14,621.00	1,06,156.00	1,270.00	1,07,426.00	7,195.00	8,465.00
9	Library Books	15%	1,17,54,342.33	1,90,402.25	-	1,19,44,744.58	1,01,25,638.00	2,58,586.00	1,03,84,224.00	15,60,520.58	16,28,704.33
10	Invertors	15%	1,27,050.00	-	-	1,27,050.00	1,23,065.00	588.00	1,23,633.00	3,387.00	3,985.00
11	Utensils	15%	1,43,799.00	-	-	1,43,799.00	1,34,115.00	1,453.00	1,35,568.00	8,231.00	9,684.00
12	Computers & Accessories	15%	2,22,76,781.00	38,000.00	-	2,23,14,781.00	2,03,93,982.00	2,85,330.00	2,06,78,912.00	16,35,869.00	18,83,199.00
13	Coolers	15%	11,28,438.00	-	-	11,28,438.00	9,37,405.00	28,655.00	9,46,060.00	1,62,378.00	1,91,033.00
14	Electric Transformers	15%	22,51,521.00	-	-	22,51,521.00	20,84,747.00	25,016.00	21,09,763.00	1,41,758.00	1,66,774.00
15	Air Conditioners	15%	29,43,079.00	-	-	29,43,079.00	24,32,764.00	76,547.00	25,09,311.00	4,33,768.00	5,10,315.00
16	Mechanical Lab Equipment	15%	79,63,486.00	-	-	79,63,486.00	71,21,130.00	1,26,353.00	72,47,483.00	7,16,003.00	8,42,356.00
17	Electrical Lab Equipment	15%	58,42,046.00	-	-	58,42,046.00	52,26,828.00	92,286.00	53,19,114.00	5,22,952.00	6,15,238.00
18	Electronic Lab Equipments	15%	59,30,238.00	-	-	59,30,238.00	53,69,303.00	84,140.00	54,53,443.00	4,76,795.00	5,60,935.00
19	Civil Lab Equipments	15%	84,509.00	-	-	84,509.00	73,311.00	1,680.00	74,991.00	9,518.00	11,198.00
20	Workshop Equipment	15%	25,17,579.00	-	-	25,17,579.00	23,98,892.00	17,803.00	24,16,895.00	1,00,884.00	1,18,687.00
21	Computer Lab Equipment	15%	48,63,783.00	-	-	48,63,783.00	35,39,096.00	1,98,703.00	37,37,799.00	11,25,964.00	13,24,887.00
22	I.T Lab Equipment	15%	8,12,515.00	-	-	8,12,515.00	7,28,233.00	12,642.00	7,40,875.00	71,640.00	84,282.00
23	Physics Lab Equipment	15%	6,24,428.00	-	-	6,24,428.00	5,45,706.00	11,808.00	5,57,514.00	66,914.00	78,722.00
24	Chemistry Lab Equipments	15%	3,41,565.00	-	-	3,41,565.00	3,02,423.00	5,871.00	3,08,294.00	33,271.00	39,142.00
25	Nano Lab Equipment	15%	2,67,630.00	-	-	2,67,630.00	1,38,404.00	19,384.00	1,57,788.00	1,09,842.00	1,29,226.00
26	Research Lab Equipments	15%	2,17,148.00	-	-	2,17,148.00	1,92,863.00	3,643.00	1,96,506.00	20,642.00	24,285.00
27	Other Fixed Assets	15%	33,97,658.00	65,420.00	-	34,63,078.00	27,93,030.00	95,601.00	28,88,631.00	5,74,447.00	6,04,628.00
28	Office Equipments	15%	7,85,344.00	-	-	7,85,344.00	7,19,896.00	9,820.00	7,29,716.00	55,448.00	65,468.00
29	Other Equipments	15%	4,67,801.00	-	-	4,67,801.00	4,23,915.00	6,583.00	4,30,498.00	37,303.00	43,886.00
30	Sport Equipments	15%	1,18,403.00	-	-	1,18,403.00	1,03,874.00	2,179.00	1,06,053.00	12,350.00	14,529.00
	TOTAL C/F - 2		1,19,11,828.33	8,01,482.25	-	9,22,13,310.58	7,95,88,950.00	17,10,846.00	8,12,97,796.00	1,09,13,387.58	1,23,22,876.33



Criterion 4

QnM 4.1.2.1 Percentage of expenditure for infrastructure



CHRISTIAN COLLEGE OF ENGINEERING AND TECHNOLOGY, KAILASH NAGAR, BHILAI, CHHATTISGARH											
OWNED BY - THE MALANKARA ORTHODOX SYRIAN CHURCH - CATHOLICATE ARAMANA, DEVALOKAM, KOTTAYAM, KERALA											
MANAGED BY - ST. THOMAS MALANKARA ORTHODOX CHURCH MISSION, BHILAI											
Schedule No. 1A, FIXED Assets (Land and Buildings) As on 31.03.2023											
S/N	ASSETS	Rate of Dep.	Gross Block				Depreciation			Net Block	
			As on 01.04.2022	Additions	Deletions	As on 31.03.2023	As on 01.04.2022	For the year	As on 31.03.2023	As on 31.03.2023	As on 01.04.2022
	TOTAL B/F - 1		9,19,11,838.83	8,01,683.28	-	9,22,13,177.88	7,16,88,190.00	17,10,840.00	8,12,19,790.00	1,09,13,867.88	1,23,22,575.33
31	E - Library	15%	80,74,902.00	27,140.00	-	81,02,042.00	61,25,383.00	2,94,463.00	64,19,846.00	16,82,194.00	19,49,519.00
32	Software	15%	36,70,317.00	-	-	36,70,317.00	29,51,723.00	1,07,789.00	30,59,512.00	4,10,805.00	7,18,594.00
33	Horticulture Equipment	15%	1,58,818.00	-	-	1,58,818.00	1,22,084.00	5,510.00	1,27,584.00	31,224.00	36,734.00
34	Fire Fighting Equipment	15%	50,901.00	-	-	50,901.00	37,147.00	2,060.00	39,227.00	11,674.00	13,734.00
35	Medical Centre Equipment	15%	17,742.00	-	-	17,742.00	15,795.00	292.00	16,087.00	1,655.00	1,947.00
36	Siv Broad Band	15%	8,26,076.00	-	-	8,26,076.00	7,57,702.00	10,256.00	7,67,958.00	58,118.00	68,374.00
37	Electrical Installations	15%	15,17,025.00	-	-	15,17,025.00	12,04,203.00	44,923.00	12,51,126.00	2,65,899.00	3,12,822.00
38	Diesel Generator	15%	5,77,745.00	-	-	5,77,745.00	5,44,626.00	4,948.00	5,49,574.00	28,151.00	33,119.00
39	Research Equipments (Grant)	15%	68,555.00	-	-	68,555.00	59,316.00	1,386.00	60,702.00	7,853.00	9,239.00
40	Scrapa CG - 07 MA 0165	15%	8,88,680.00	-	-	8,88,680.00	7,26,843.00	24,276.00	7,51,119.00	1,37,561.00	1,61,837.00
41	Activa	15%	60,000.00	-	-	60,000.00	44,876.00	2,268.00	47,148.00	12,854.00	15,122.00
42	Bus (2 Nos)	15%	12,45,781.30	-	-	12,45,781.30	12,45,781.30	-	12,45,781.30	-	-
43	Bus CG - 07E 0865	15%	10,04,555.00	-	-	10,04,555.00	10,04,555.00	-	10,04,555.00	-	-
44	Bus CG - 07 E 0913	15%	10,37,568.00	-	-	10,37,568.00	10,37,568.00	-	10,37,568.00	-	-
45	BSNL Broad Band	15%	2,00,000.00	-	-	2,00,000.00	1,63,579.00	5,443.00	1,69,020.00	30,198.00	34,471.00
46	Gym Equipment	15%	1,30,000.00	-	-	1,30,000.00	1,02,148.00	4,178.00	1,06,326.00	23,674.00	27,832.00
47	Physics Research Equipment (Grant From COCOAST)	15%	2,17,041.00	-	-	2,17,041.00	1,35,274.00	12,265.00	1,47,539.00	69,502.00	81,767.00
48	Chemical Research Equipment (Grant from COCOAST and College)	15%	2,04,702.00	-	-	2,04,702.00	1,05,861.00	14,826.00	1,20,687.00	84,015.00	98,841.00
49	Camera	15%	40,070.00	87,870.00	-	1,27,940.00	11,266.00	10,911.00	22,177.00	1,05,763.00	28,804.00
50	tripod	15%	3,100.00	-	-	3,100.00	1,029.00	311.00	1,340.00	1,760.00	2,071.00
	TOTAL		11,19,05,103.83	4,16,662.25	-	11,23,21,766.08	9,59,85,731.00	22,58,985.00	9,82,44,716.00	1,40,77,049.88	1,59,19,372.33
	PERVIOUS YEAR		11,16,88,395.83	2,36,708.00	20,000.00	11,19,05,103.83	9,34,03,155.50	25,82,576.00	9,59,85,731.50	1,39,19,372.33	-
	TOTAL (A + B) CURRENT YEAR		25,89,29,510.83	4,16,662.25	-	25,83,46,173.08	20,37,91,337.00	87,48,571.00	20,95,39,908.00	4,98,06,264.58	5,51,38,173.33

NOTE- 1. Depreciation on written down value of assets has been calculated at full rates and for additions at half of the rates given.



Criterion 4

QnM 4.1.2.1 Percentage of expenditure for infrastructure



Established In 1998

CHRISTIAN COLLEGE OF ENGINEERING & TECHNOLOGY

Managed By St. Thomas Mission, Bhilai

Approved by AICTE and Affiliated to CSVTU, Bhilai

If You Aim High, We Provide The Means

YEAR 2021-22

Criterion 4

QnM 4.1.2.1 Percentage of expenditure for infrastructure





Established In 1998

Managed By St. Thomas Mission, Bhilai

CHRISTIAN COLLEGE OF ENGINEERING & TECHNOLOGY

Approved by AICTE and Affiliated to CSVTU, Bhilai

If You Aim High, We Provide The Means

CHRISTIAN COLLEGE OF ENGINEERING AND TECHNOLOGY, BHILAI CHHATTISGARH			
Owned by : Malankara Orthodox Syrian Church-Catholicate Aramana, Devalokam, Kottayam, Kerala.			
Managed by : St. Thomas Malankara Orthodox Syrian Church Mission, Bhilai (C.G.)			
			
Year ended 31.03.2021 Amt (Rs.)	EXPENDITURE	SCHD.	Year ended 31.03.2022 Amt (Rs.)
1,43,51,181.00	<u>Salary & Allowances</u>	12	1,13,54,464.00
1,01,94,833.00	<u>Welfare Expenses</u>	13	70,31,427.00
36,63,879.74	<u>Administrative Charges</u>	14	20,41,921.70
6,56,426.00	<u>Running Repair & Maintenance</u>	15	6,80,774.00
180.00	<u>Activity Expenses</u>		-
72,75,981.00	<u>Depreciation</u>	1A	38,77,315.00
		1B	25,82,576.00
			64,59,891.00
3,61,42,480.74	TOTAL		2,75,68,477.70
AUDITORS' REPORT			
As per our separate report on the Balance Sheet of even date For, B.VISHWANATH & Co. Chartered Accountant FRN 007875C			
Place : Bhilai (C.G.) Date : 25/08/2022		 (B. VISHWANATH) PROPRIETOR M.NO. 074096 UDIN: 22074096APWKXV3552	

Criterion 4

QnM 4.1.2.1 Percentage of expenditure for infrastructure



Established In 1998

CHRISTIAN COLLEGE OF ENGINEERING & TECHNOLOGY

Managed By St. Thomas Mission, Bhilai

Approved by AICTE and Affiliated to CSVTU, Bhilai

If You Aim High, We Provide The Means

S.No	ASSETS	Rate of Dep.	Gross Block			Depreciation			Net Block		
			As on 01.04.2021	Additions	Deletions	As on 31.03.2022	As on 01.04.2021	for the year	As on 31.03.2022	As on 31.03.2022	As on 01.04.2021
1	Land	-	7,10,000.00	-	-	7,10,000.00	-	-	-	7,10,000.00	7,10,000.00
2	Play Ground Development	-	36,12,963.00	-	-	36,12,963.00	-	-	-	36,12,963.00	36,12,963.00
3	Building Instructional	10%	1,96,98,559.00	-	-	1,96,98,559.00	1,67,89,069.00	2,90,949.00	1,70,80,018.00	26,18,541.00	29,09,490.00
4	Building - Instructional (Block - II)	10%	5,39,61,261.00	-	-	5,39,61,261.00	3,33,79,204.00	20,58,206.00	3,54,37,410.00	1,85,23,851.00	2,05,82,057.00
5	Building Workshop	10%	58,58,842.00	-	-	58,58,842.00	49,99,735.00	85,911.00	50,85,646.00	7,73,196.00	8,59,107.00
6	Building Laboratory	10%	2,61,16,689.00	-	-	2,61,16,689.00	2,02,34,875.00	5,88,181.00	2,08,23,056.00	52,93,633.00	58,81,814.00
7	Building - Boys Hostel	10%	91,28,467.00	-	-	91,28,467.00	77,30,749.00	1,39,772.00	78,70,521.00	12,57,946.00	13,97,718.00
8	Building - Girls Hostel	10%	91,92,520.00	-	-	91,92,520.00	74,21,759.00	1,77,076.00	75,98,835.00	15,93,685.00	17,70,761.00
9	Building - Residential	10%	28,84,548.00	-	-	28,84,548.00	24,01,786.00	48,276.00	24,50,062.00	4,34,486.00	4,82,762.00
10	Building - Canteen	10%	20,23,047.00	-	-	20,23,047.00	16,57,808.00	36,524.00	16,94,332.00	3,28,715.00	3,65,239.00
11	Road, Bridges & Culverts	10%	32,68,721.00	-	-	32,68,721.00	27,79,878.00	48,884.00	28,28,762.00	4,39,959.00	4,88,843.00
12	Water Supply & Sanitary Systems	10%	8,87,563.00	-	-	8,87,563.00	7,36,905.00	15,066.00	7,51,971.00	1,35,592.00	1,50,658.00
13	Latrine & Septic Tanks	10%	1,15,400.00	-	-	1,15,400.00	1,01,370.00	1,403.00	1,02,773.00	12,627.00	14,030.00
14	Gate & Security Post	10%	4,67,094.00	-	-	4,67,094.00	3,92,750.00	7,434.00	4,00,184.00	66,910.00	74,344.00
15	Boundary & Fencing	10%	32,96,371.00	-	-	32,96,371.00	17,64,708.00	1,53,166.00	19,17,874.00	13,78,497.00	15,31,663.00
16	Garage / Cycle Shed	10%	29,01,759.00	-	-	29,01,759.00	19,47,443.00	95,432.00	20,42,875.00	8,58,884.00	9,54,316.00
17	Flat No 06/1 (Dalip Parisar)	10%	16,35,500.00	-	-	16,35,500.00	10,93,750.00	54,175.00	11,47,925.00	4,87,575.00	5,41,750.00
18	Water Harvesting	10%	3,53,352.00	-	-	3,53,352.00	1,33,109.00	22,024.00	1,55,133.00	1,98,219.00	2,20,243.00
19	Lift (Instructional Bldg - Block II)	10%	8,79,775.00	-	-	8,79,775.00	3,31,417.00	54,836.00	3,86,253.00	4,93,522.00	5,48,358.00
20	Store & Shed	10%	31,976.00	-	-	31,976.00	31,976.00	-	31,976.00	-	-
	TOTAL		14,70,24,407.00	-	-	14,69,92,431.00	10,39,28,291.00	38,77,315.00	10,77,73,630.00	3,92,18,801.00	4,30,96,116.00
	PREVIOUS YEAR		14,68,45,734.00	1,78,673.00	-	14,70,24,407.00	9,96,30,089.00	42,98,202.00	10,39,28,291.00	4,30,96,116.00	-

NOTE :- 1. Depreciation on written down value of assets has been calculated at full rates and for additions at half of the rates given



Criterion 4

QnM 4.1.2.1 Percentage of expenditure for infrastructure



Established In 1998

CHRISTIAN COLLEGE OF ENGINEERING & TECHNOLOGY

Managed By St. Thomas Mission, Bhilai

Approved by AICTE and Affiliated to CSVTU, Bhilai

If You Aim High, We Provide The Means

CHRISTIAN COLLEGE OF ENGINEERING AND TECHNOLOGY, KAILASH NAGAR, BHILAI, CHHATTISGARH

OWNED BY - THE MALANKARA ORTHODOX SYRIAN CHURCH - CATHOLICATE ARAMANA, DEVALOKAM, KOTTAYAM, KERALA
MANAGED BY - ST. THOMAS MALANKARA ORTHODOX CHURCH MISSION, BHILAI

Schedule No 1B, FIXED Assets As on 31.03.2022

Sl. No	ASSETS	Rate of Dep.	Gross Block			Depreciation			Net Block		
			As on 01.04.2021	Additions	Deletions	As on 31.03.2022	As on 01.04.2021	for the year	As on 31.03.2022	As on 31.03.2022	As on 01.04.2021
1	Furniture	10%	1,31,99,573.00	-	-	1,31,99,573.00	96,40,211.00	3,55,936.00	99,96,147.00	32,03,426.00	35,59,362.00
2	Bedding	15%	18,454.00	-	-	18,454.00	17,046.00	211.00	17,257.00	1,197.00	1,408.00
3	Gas Stove	15%	5,896.00	-	-	5,896.00	5,576.00	48.00	5,624.00	272.00	320.00
4	Refrigerator	15%	1,37,580.00	-	-	1,37,580.00	1,24,194.00	2,008.00	1,26,202.00	11,378.00	13,386.00
5	Drawing Board	15%	94,622.00	-	-	94,622.00	82,448.00	1,826.00	84,274.00	10,348.00	12,174.00
6	Ceiling Fan	15%	7,64,215.00	-	-	7,64,215.00	6,54,625.00	16,439.00	6,71,064.00	93,151.00	1,09,590.00
7	Laboratory Articles	15%	27,17,381.00	-	-	27,17,381.00	26,66,351.00	7,655.00	26,74,006.00	43,375.00	51,030.00
8	Pump and Accessories	15%	1,14,621.00	-	-	1,14,621.00	1,04,662.00	1,494.00	1,06,156.00	8,465.00	9,959.00
9	Library Books	15%	1,16,67,164.33	87,178.00	-	1,17,54,342.33	98,45,912.00	2,79,726.00	1,01,25,638.00	16,28,704.33	18,21,252.33
10	Invertors	15%	1,27,050.00	-	-	1,27,050.00	1,22,362.00	703.00	1,23,065.00	3,985.00	4,688.00
11	Utensils	15%	1,43,799.00	-	-	1,43,799.00	1,32,406.00	1,709.00	1,34,115.00	9,684.00	11,393.00
12	Computers & Accessories	15%	2,21,77,218.00	1,19,563.00	20,000.00	2,22,76,781.00	2,00,68,273.00	3,25,309.00	2,03,93,582.00	18,83,199.00	21,08,945.00
13	Coolers	15%	11,28,438.00	-	-	11,28,438.00	9,03,693.00	33,712.00	9,37,405.00	1,91,033.00	2,24,745.00
14	Electric Transformers	15%	22,51,521.00	-	-	22,51,521.00	20,55,316.00	29,431.00	20,84,747.00	1,66,774.00	1,96,205.00
15	Air Conditioners	15%	29,43,079.00	-	-	29,43,079.00	23,42,708.00	90,056.00	24,32,764.00	5,10,315.00	6,00,371.00
16	Mechanical Lab Equipment	15%	79,63,486.00	-	-	79,63,486.00	69,72,479.00	1,48,651.00	71,21,130.00	8,42,356.00	9,91,007.00
17	Electrical Lab Equipment	15%	58,42,066.00	-	-	58,42,066.00	51,18,256.00	1,08,572.00	52,26,828.00	6,15,238.00	7,23,810.00
18	Electronic Lab Equipments	15%	59,30,238.00	-	-	59,30,238.00	52,70,314.00	98,989.00	53,69,303.00	5,60,935.00	6,59,924.00
19	Civil Lab Equipments	15%	84,509.00	-	-	84,509.00	71,335.00	1,976.00	73,311.00	11,198.00	13,174.00
20	Workshop Equipment	15%	25,17,579.00	-	-	25,17,579.00	23,77,947.00	20,945.00	23,98,892.00	1,18,687.00	1,39,632.00
21	Computer Lab Equipment	15%	48,63,783.00	-	-	48,63,783.00	33,05,328.00	2,33,768.00	35,39,096.00	13,24,687.00	15,58,455.00
22	I.T Lab Equipment	15%	8,12,515.00	-	-	8,12,515.00	7,13,360.00	14,873.00	7,28,233.00	84,262.00	99,155.00
23	Physics Lab Equipment	15%	6,24,428.00	-	-	6,24,428.00	5,31,814.00	13,892.00	5,45,706.00	78,722.00	92,614.00
24	Chemistry Lab Equipments	15%	3,41,565.00	-	-	3,41,565.00	2,95,515.00	6,908.00	3,02,423.00	39,142.00	46,050.00
25	Nano Lab Equipment	15%	2,67,630.00	-	-	2,67,630.00	1,15,599.00	22,805.00	1,38,404.00	1,29,226.00	1,52,031.00
26	Research Lab Equipments	15%	2,17,148.00	-	-	2,17,148.00	1,88,577.00	4,286.00	1,92,863.00	24,285.00	28,571.00
27	Other Fixed Assets	15%	33,81,261.00	16,397.00	-	33,97,658.00	26,87,778.00	1,05,252.00	27,93,030.00	6,04,628.00	6,93,483.00
28	Office Equipments	15%	7,85,364.00	-	-	7,85,364.00	7,08,343.00	11,553.00	7,19,896.00	65,468.00	77,021.00
29	Other Equipments	15%	4,67,801.00	-	-	4,67,801.00	4,16,170.00	7,745.00	4,23,915.00	43,886.00	51,631.00
30	Sport Equipments	15%	1,18,403.00	-	-	1,18,403.00	1,01,310.00	2,564.00	1,03,874.00	14,529.00	17,093.00
TOTAL C/F - 2			9,17,08,387.33	2,23,138.00	20,000.00	9,19,11,523.33	7,76,37,908.00	19,47,042.00	7,95,84,950.00	1,23,22,575.33	1,40,68,479.33



Criterion 4

QnM 4.1.2.1 Percentage of expenditure for infrastructure



Established In 1998

CHRISTIAN COLLEGE OF ENGINEERING & TECHNOLOGY

Managed By St. Thomas Mission, Bhilai

Approved by AICTE and Affiliated to CSVTU, Bhilai

If You Aim High, We Provide The Means

CHRISTIAN COLLEGE OF ENGINEERING AND TECHNOLOGY, KAILASH NAGAR, BHILAI, CHHATTISGARH

OWNED BY - THE MALANKARA ORTHODOX SYRIAN CHURCH - CATHOLICATE ARAMANA, DEVALOKAM, KOTTAYAM, KERALA
MANAGED BY - ST. THOMAS MALANKARA ORTHODOX CHURCH MISSION, BHILAI

Schedule No 1A, FIXED Assets (Land and Buildings) As on 31.03.2022

Sl No.	ASSETS	Rate of Dep.	Gross Block				Depreciation			Net Block	
			As on 01.04.2021	Additions	Deletions	As on 31.03.2022	As on 01.04.2021	for the year	As on 31.03.2022	As on 31.03.2022	As on 01.04.2021
	TOTAL (A+B) - 1		9,17,08,387.83	2,33,138.00	20,000.00	9,19,11,825.33	7,74,39,908.00	19,41,842.00	7,19,88,196.00	1,23,22,876.33	1,40,68,479.33
31	E - Library	15%	80,41,332.00	13,270.00	-	80,74,902.00	57,82,547.00	3,42,836.00	41,25,363.00	19,49,519.00	22,78,785.00
32	Software	15%	36,70,317.00	-	-	36,70,317.00	28,24,912.00	1,26,811.00	29,51,723.00	7,18,594.00	8,45,405.00
33	Horticulture Equipment	15%	1,58,818.00	-	-	1,58,818.00	1,15,601.00	6,483.00	1,22,084.00	36,734.00	43,217.00
34	Fire Fighting Equipment	15%	50,901.00	-	-	50,901.00	34,743.00	2,424.00	37,167.00	13,734.00	16,158.00
35	Medical Centre Equipment	15%	17,742.00	-	-	17,742.00	15,451.00	344.00	15,795.00	1,947.00	2,291.00
36	Sify Broad Band	15%	8,26,078.00	-	-	8,26,078.00	7,45,636.00	12,666.00	7,57,702.00	68,374.00	80,440.00
37	Electrical Installations	15%	15,17,025.00	-	-	15,17,025.00	11,48,999.00	55,204.00	12,54,203.00	3,12,822.00	3,68,026.00
38	Diesel Generator	15%	5,77,745.00	-	-	5,77,745.00	5,38,781.00	5,845.00	5,44,626.00	33,119.00	38,964.00
39	Research Equipments (Grant)	15%	68,555.00	-	-	68,555.00	57,484.00	1,630.00	39,316.00	9,229.00	10,849.00
40	Scopra CG - 07 MA 0163	15%	8,88,680.00	-	-	8,88,680.00	6,98,284.00	28,559.00	7,26,843.00	1,61,837.00	1,90,394.00
41	Activa	15%	60,000.00	-	-	60,000.00	42,209.00	2,669.00	44,878.00	15,122.00	17,791.00
42	Bus (2 Nos)	15%	12,45,781.50	-	-	12,45,781.50	12,45,781.50	-	12,45,781.50	-	-
43	Bus CG - 07E 0865	15%	10,04,555.00	-	-	10,04,555.00	10,04,555.00	-	10,04,555.00	-	-
44	Bus CG - 07 E 0913	15%	10,37,568.00	-	-	10,37,568.00	10,37,568.00	-	10,37,568.00	-	-
45	BSNL Broad Band	15%	2,00,000.00	-	-	2,00,000.00	1,57,152.00	6,427.00	1,63,579.00	36,421.00	42,848.00
46	Gym Equipment	15%	1,30,000.00	-	-	1,30,000.00	97,233.00	4,915.00	1,02,148.00	27,852.00	32,747.00
47	Physics Research Equipment (Grant From COCOAST)	15%	2,17,041.00	-	-	2,17,041.00	1,20,845.00	14,429.00	1,35,274.00	81,747.00	96,196.00
48	Electronic Research Equipment (Grant from COCOAST and College)	15%	2,04,702.00	-	-	2,04,702.00	88,418.00	17,443.00	1,05,861.00	98,841.00	1,16,284.00
49	Camera	15%	40,070.00	-	-	40,070.00	4,183.00	5,083.00	11,266.00	28,804.00	33,867.00
50	Impod	15%	3,100.00	-	-	3,100.00	663.00	364.00	1,029.00	2,071.00	2,437.00
	TOTAL		11,16,88,395.83	2,36,708.00	20,000.00	11,19,05,103.83	9,34,03,153.50	25,82,876.00	9,59,85,731.50	1,68,19,372.33	1,82,85,240.33
	PERVIOUS YEAR		11,21,90,807.83	1,85,770.00	6,88,182.00	11,16,88,395.83	9,04,25,376.80	29,77,779.00	9,34,03,156.50	1,82,85,240.33	-
	TOTAL (A+B) CURRENT YEAR		25,87,12,802.83	2,36,708.00	20,000.00	25,88,97,534.83	19,73,31,446.80	64,59,891.00	20,37,89,361.60	5,51,38,173.33	6,13,81,356.33

NOTE:- 1. Depreciation on written down value of assets has been calculated at full rates and for additions at half of the rates given.



Criterion 4

QnM 4.1.2.1 Percentage of expenditure for infrastructure



Established In 1998

CHRISTIAN COLLEGE OF ENGINEERING & TECHNOLOGY

Managed By St. Thomas Mission, Bhilai

Approved by AICTE and Affiliated to CSVU, Bilai

If You Aim High, We Provide The Means

YEAR 2020-21

Criterion 4

QnM 4.1.2.1 Percentage of expenditure for infrastructure



CHRISTIAN COLLEGE OF ENGINEERING AND TECHNOLOGY, BHILAI CHHATTISGARH			
Owned by : Malankara Orthodox Syrian Church-Catholicate Aramana, Devalokam, Kottayam, Kerala.			
Managed by : St. Thomas Malankara Orthodox Syrian Church Mission, Bhilai (C.G.)			
Year ended 31.03.2020 Amt (Rs.)	EXPENDITURE	SCHD.	Year ended 31.03.2021 Amt (Rs.)
2,59,75,338.00	<u>Salary & Allowances</u>	12	1,43,51,181.00
1,01,09,953.00	<u>Welfare Expenses</u>	13	1,01,94,833.00
44,81,348.83	<u>Administrative Charges</u>	14	36,63,879.74
12,687.00	<u>Activity Expenses</u>	15	180.00
12,01,922.00	<u>Running Repair & Maintenance</u>	16	6,56,426.00
83,13,531.00	<u>Depreciation</u>		72,75,981.00
	(As per Schedule 1A) Rs. 42,98,202.00		
	(As per Schedule 1B) Rs. 29,77,779.00		
5,00,94,779.83	TOTAL		3,61,42,480.74
AUDITORS' REPORT			
As per our separate report on the Balance Sheet of even date			
For, B.VISHWANATH & Co. Chartered Accountant FRN 007875C			
<i>B. Vishwanath</i> (B. VISHWANATH) PROPRIETOR M.NO. 074096 UDIN: 21074096AAAADW6447			
Place : Bhilai (C.G.) Date : 04/08/2021			



Established In 1998

CHRISTIAN COLLEGE OF ENGINEERING & TECHNOLOGY

Managed By St. Thomas Mission, Bhilai

Approved by AICTE and Affiliated to CSVTU, Bhilai

If You Aim High, We Provide The Means

CHRISTIAN COLLEGE OF ENGINEERING AND TECHNOLOGY, KAILASH NAGAR, BHILAI, CHHATTISGARH											
OWNED BY - THE MALANKARA ORTHODOX SYRIAN CHURCH - CATHOLICATE ARAMANA, DEVALOKAM, KOTTAYAM, KERALA											
MANAGED BY - ST. THOMAS MALANKARA ORTHODOX CHURCH MISSION, BHILAI											
Schedule No 1A, FIXED ASSETS (Land and Buildings) As on 31.03.2021											
S.N o	ASSETS	Rate of Dep.	Gross Block			Depreciation		Net Block			
			As on 01.04.2020	Additions	Deletions	As on 31.03.2021	As on 01.04.2020	for the year	As on 31.03.2021	As on 01.04.2020	
1	Land	-	7,10,000.00	-	-	7,10,000.00	-	-	7,10,000.00	7,10,000.00	
2	Play Ground Development	-	36,12,963.00	-	-	36,12,963.00	-	-	36,12,963.00	36,12,963.00	
3	Building Instructional	10%	1,96,98,559.00	-	-	1,96,98,559.00	1,64,65,792.00	3,23,227.00	1,67,89,069.00	29,09,490.00	
4	Building - Instructional (Block - II)	10%	5,39,61,261.00	-	-	5,39,61,261.00	3,10,92,309.00	22,86,895.00	3,33,79,204.00	2,65,82,857.00	
5	Building Workshop	10%	58,58,842.00	-	-	58,58,842.00	49,04,279.00	95,456.00	49,99,735.00	8,59,107.00	
6	Building Laboratory	10%	2,59,38,016.00	1,78,673.00	-	2,61,16,689.00	1,95,91,266.00	6,43,609.00	2,00,24,875.00	58,81,814.00	
7	Building - Boys Hostel	10%	91,28,467.00	-	-	91,28,467.00	75,75,447.00	1,55,302.00	71,30,749.00	13,97,718.00	
8	Building - Girls Hostel	10%	91,92,520.00	-	-	91,92,520.00	72,25,008.00	1,96,751.00	74,21,759.00	17,70,761.00	
9	Building - Residential	10%	28,84,548.00	-	-	28,84,548.00	23,48,146.00	53,640.00	24,01,766.00	4,82,762.00	
10	Building - Canteen	10%	20,23,047.00	-	-	20,23,047.00	16,17,226.00	40,582.00	16,57,808.00	3,65,239.00	
11	Road, Bridges & Culverts	10%	32,68,721.00	-	-	32,68,721.00	27,25,562.00	54,316.00	27,29,878.00	4,88,843.00	
12	Water Supply & Sanitary Systems	10%	8,87,563.00	-	-	8,87,563.00	7,20,165.00	16,740.00	7,36,905.00	1,50,658.00	
13	Literine & Septic Tanks	10%	1,15,400.00	-	-	1,15,400.00	99,811.00	1,539.00	1,01,370.00	14,030.00	
14	Gate & Security Post	10%	4,67,094.00	-	-	4,67,094.00	3,84,489.00	8,261.00	3,92,750.00	74,344.00	
15	Boundary & Fencing	10%	32,96,371.00	-	-	32,96,371.00	15,54,523.00	1,70,185.00	17,64,708.00	15,21,663.00	
16	Garage / Cycle Shed	10%	29,01,759.00	-	-	29,01,759.00	18,41,408.00	1,66,035.00	19,47,443.00	9,54,316.00	
17	Flat No 06/1 (Dalip Parisar)	10%	16,35,500.00	-	-	16,35,500.00	10,31,556.00	60,194.00	10,93,750.00	5,41,750.00	
18	Water Harvesting	10%	3,53,352.00	-	-	3,53,352.00	1,08,638.00	24,471.00	1,33,109.00	2,20,243.00	
19	Lift (Instructional Bldg - Block II)	10%	8,79,775.00	-	-	8,79,775.00	2,70,488.00	60,929.00	3,31,417.00	5,48,358.00	
20	Store & Shed	10%	31,976.00	-	-	31,976.00	31,976.00	-	31,976.00	-	
TOTAL			14,68,45,734.00	1,78,673.00	-	14,70,24,407.00	9,96,30,089.00	42,98,202.00	10,39,28,291.00	4,30,96,116.00	4,72,15,645.00
PREVIOUS YEAR			14,68,31,854.00	13,880.00	-	14,68,45,734.00	9,48,65,065.00	47,65,084.00	9,96,30,089.00	4,72,15,645.00	-

NOTE :- 1. Depreciation on written down value of assets has been calculated at full rates and for additions at half of the rates given



Criterion 4

QnM 4.1.2.1 Percentage of expenditure for infrastructure



Established In 1998

CHRISTIAN COLLEGE OF ENGINEERING & TECHNOLOGY

Managed By St. Thomas Mission, Bhilai

Approved by AICTE and Affiliated to CSVTU, Bhilai

If You Aim High, We Provide The Means

CHRISTIAN COLLEGE OF ENGINEERING AND TECHNOLOGY, KAILASH NAGAR, BHILAI, CHHATTISGARH											
OWNED BY - THE MALANKARA ORTHODOX SYRIAN CHURCH - CATHOLICATE ARAMANA, DEVALOKAM, KOTTAYAM, KERALA											
MANAGED BY - ST. THOMAS MALANKARA ORTHODOX CHURCH MISSION, BHILAI											
Schedule No 1B, FIXED Assets As on 31.03.2021											
S.No	ASSETS	Rate of Dep.	Gross Block				Depreciation			Net Block	
			As on 01.04.2020	Additions	Deletions	As on 31.03.2021	As on 01.04.2020	for the year	As on 31.03.2021	As on 31.03.2021	As on 01.04.2020
1	Furniture	10%	1,31,99,573.00			1,31,99,573.00	92,44,726.00	3,95,485.00	96,40,211.00	35,59,362.00	39,54,847.00
2	Bedding	15%	18,454.00			18,454.00	16,797.00	249.00	17,046.00	1,408.00	1,657.00
3	Gas Stove	15%	5,896.00			5,896.00	5,519.00	57.00	5,796.00	320.00	377.00
4	Refrigerator	15%	1,37,580.00			1,37,580.00	1,21,832.00	2,362.00	1,24,194.00	13,386.00	15,748.00
5	Drawing Board	15%	94,622.00			94,622.00	80,300.00	2,148.00	82,448.00	12,174.00	14,322.00
6	Ceiling Fan	15%	7,64,215.00			7,64,215.00	6,35,285.00	19,340.00	6,54,625.00	1,09,590.00	1,28,930.00
7	Laboratory Articles	15%	27,17,381.00			27,17,381.00	26,57,346.00	9,005.00	26,66,351.00	51,030.00	60,035.00
8	Pump and Accessories	15%	1,14,621.00			1,14,621.00	1,02,905.00	1,757.00	1,04,662.00	9,959.00	11,716.00
9	Library Books	15%	1,16,67,164.33			1,16,67,164.33	95,24,514.00	3,21,398.00	98,45,912.00	18,21,252.33	21,42,650.33
10	Invertors	15%	1,27,050.00			1,27,050.00	1,21,535.00	827.00	1,22,362.00	4,688.00	5,515.00
11	Utensils	15%	1,43,799.00			1,43,799.00	1,30,396.00	2,010.00	1,32,406.00	11,393.00	13,403.00
12	Computers & Accessories	15%	2,21,43,368.00	33,850.00		2,21,77,218.00	1,96,99,093.00	3,69,180.00	2,00,68,273.00	21,08,945.00	24,44,275.00
13	Coolers	15%	11,22,438.00	4,000.00		11,28,438.00	8,64,561.00	39,132.00	9,03,693.00	2,24,745.00	2,57,877.00
14	Electric Transformers	15%	22,51,521.00			22,51,521.00	20,20,692.00	34,624.00	20,55,316.00	1,96,205.00	2,30,829.00
15	Air Conditioners	15%	29,43,079.00			29,43,079.00	22,36,760.00	1,05,948.00	23,42,708.00	6,00,371.00	7,06,319.00
16	Mechanical Lab Equipment	15%	79,63,486.00			79,63,486.00	67,97,395.00	1,74,884.00	69,72,479.00	9,91,007.00	11,65,891.00
17	Electrical Lab Equipment	15%	58,42,066.00			58,42,066.00	49,90,525.00	1,27,731.00	51,18,256.00	7,23,810.00	8,51,541.00
18	Electronic Lab Equipments	15%	59,30,238.00			59,30,238.00	51,53,857.00	1,16,457.00	52,70,314.00	6,59,924.00	7,76,381.00
19	Civil Lab Equipments	15%	84,509.00			84,509.00	69,010.00	2,325.00	71,335.00	13,174.00	15,499.00
20	Workshop Equipment	15%	25,17,579.00			25,17,579.00	23,53,306.00	24,641.00	23,77,947.00	1,39,632.00	1,64,273.00
21	Computer Lab Equipment	15%	48,63,783.00			48,63,783.00	30,30,307.00	2,75,021.00	33,05,328.00	15,58,455.00	18,33,476.00
22	I.T Lab Equipment	15%	8,12,515.00			8,12,515.00	6,95,862.00	17,498.00	7,13,360.00	99,155.00	1,16,633.00
23	Physics Lab Equipment	15%	6,24,428.00			6,24,428.00	5,15,470.00	16,344.00	5,31,814.00	92,614.00	1,08,958.00
24	Chemistry Lab Equipments	15%	3,41,565.00			3,41,565.00	2,87,388.00	8,127.00	2,95,515.00	46,050.00	54,177.00
25	Nano Lab Equipment	15%	2,67,630.00			2,67,630.00	88,770.00	26,829.00	1,15,999.00	1,52,031.00	1,78,860.00
26	Research Lab Equipments	15%	2,17,148.00			2,17,148.00	1,83,535.00	5,042.00	1,88,577.00	28,571.00	33,613.00
27	Other Fixed Assets	15%	33,57,261.00	23,900.00		33,81,261.00	25,67,508.00	1,20,270.00	26,87,778.00	6,93,483.00	7,89,853.00
28	Office Equipments	15%	7,85,364.00			7,85,364.00	6,94,751.00	13,592.00	7,08,343.00	77,021.00	90,613.00
29	Other Equipments	15%	4,67,801.00			4,67,801.00	4,07,059.00	9,111.00	4,16,170.00	51,631.00	60,742.00
30	Sport Equipments	15%	1,18,403.00			1,18,403.00	98,294.00	3,016.00	1,01,310.00	17,093.00	20,109.00
	TOTAL C/F - 2		9,16,44,637.33	63,780.00		9,17,08,417.33	7,53,95,498.00	22,44,610.00	7,74,31,908.00	1,40,68,479.33	1,62,49,139.33



Criterion 4

QnM 4.1.2.1 Percentage of expenditure for infrastructure



Established In 1998

CHRISTIAN COLLEGE OF ENGINEERING & TECHNOLOGY

Managed By St. Thomas Mission, Bhilai

Approved by AICTE and Affiliated to CSVTU, Bilai

If You Aim High, We Provide The Means

YEAR 2019-20

Criterion 4

QnM 4.1.2.1 Percentage of expenditure for infrastructure



Established In 1998

CHRISTIAN COLLEGE OF ENGINEERING & TECHNOLOGY

Managed By St. Thomas Mission, Bhilai

Approved by AICTE and Affiliated to CSVTU, Bhilai

If You Aim High, We Provide The Means

CHRISTIAN COLLEGE OF ENGINEERING AND TECHNOLOGY, KAILASH NAGAR, BHILAI, CHHATTISGARH											
OWNED BY - THE MALANKARA ORTHODOX SYRIAN CHURCH - CATHOLICATE ARAMANA, DEVALOKAM, KOTTAYAM, KERALA											
MANAGED BY - ST. THOMAS MALANKARA ORTHODOX CHURCH MISSION, BHILAI											
Schedule No 1B, FIXED Assets (Land and Buildings) As on 31.03.2021											
Sl. No	ASSETS	Rate of Dep.	Gross Block			Depreciation			Net Block		
			As on 01.04.2020	Additions	Deletions	As on 31.03.2021	As on 01.04.2020	for the year	As on 31.03.2021	As on 01.04.2020	
	TOTAL B/F - 1		9,14,44,837.33	43,750.00		9,17,08,387.33	7,53,15,418.00	22,44,410.00	7,74,39,108.00	1,40,48,479.33	1,42,49,139.33
31	E - Library	15%	80,61,332.00	-	-	80,61,332.00	53,80,408.00	4,02,139.00	57,82,547.00	22,78,785.00	26,80,924.00
32	Software	15%	35,65,467.00	1,04,850.00	-	36,70,317.00	26,84,974.00	1,39,938.00	28,24,912.00	8,45,405.00	8,80,493.00
33	Horticulture Equipment	15%	1,56,818.00	-	-	1,58,818.00	1,07,974.00	7,627.00	1,15,601.00	43,217.00	50,844.00
34	Fire Fighting Equipment	15%	50,901.00	-	-	50,901.00	31,892.00	2,851.00	34,743.00	16,158.00	19,009.00
35	Medical Centre Equipment	15%	17,742.00	-	-	17,742.00	15,047.00	404.00	15,451.00	2,291.00	2,695.00
36	Sify Broad Band	15%	8,26,074.00	-	-	8,26,074.00	7,31,441.00	14,195.00	7,45,636.00	80,440.00	94,635.00
37	Electrical Installations	15%	15,17,025.00	-	-	15,17,025.00	10,84,053.00	64,946.00	11,48,999.00	3,68,026.00	4,32,972.00
38	Diesel Generator	15%	5,77,745.00	-	-	5,77,745.00	5,31,905.00	6,876.00	5,38,781.00	38,944.00	45,840.00
39	Research Equipments (Grant)	15%	48,555.00	-	-	48,555.00	55,768.00	1,918.00	57,686.00	10,869.00	12,787.00
40	Scropia CG - 07 MA 0165	15%	8,88,680.00	-	-	8,88,680.00	6,64,685.00	33,999.00	6,49,284.00	1,90,396.00	2,23,995.00
41	Activa	15%	60,000.00	-	-	60,000.00	39,049.00	3,140.00	42,209.00	17,791.00	20,931.00
42	Bus (2 Nos)	15%	12,45,781.50	-	-	12,45,781.50	12,45,781.50	-	12,45,781.50	-	3,38,529.00
43	Bus CG - 07E 0865	15%	13,43,084.00	-	3,38,529.00	10,04,555.00	10,04,555.00	-	10,04,555.00	-	3,49,653.00
44	Bus CG - 07E 0913	15%	13,87,221.00	-	3,49,653.00	10,37,568.00	10,37,568.00	-	10,37,568.00	-	3,49,653.00
45	BSNL Broad Band	15%	2,00,000.00	-	-	2,00,000.00	1,49,590.00	7,562.00	1,57,152.00	42,848.00	50,410.00
46	Gym Equipment	15%	1,30,000.00	-	-	1,30,000.00	91,451.00	5,782.00	97,233.00	32,767.00	38,549.00
47	Physics Research Equipment (Grant From CGCOAST)	15%	2,17,041.00	-	-	2,17,041.00	1,03,869.00	16,976.00	1,20,845.00	96,194.00	1,13,172.00
48	Electronic Research Equipment (Grant from CGCOAST and College)	15%	2,04,702.00	-	-	2,04,702.00	67,897.00	20,521.00	88,418.00	1,16,284.00	1,36,805.00
49	Camera	15%	22,900.00	17,170.00	-	40,070.00	1,718.00	4,465.00	6,183.00	33,887.00	21,182.00
50	Tripod	15%	3,100.00	-	-	3,100.00	233.00	430.00	663.00	2,437.00	2,867.00
	TOTAL		11,21,90,807.83	1,85,770.00	6,88,182.00	11,16,88,395.83	9,04,25,376.50	29,77,779.50	9,34,03,155.50	1,82,85,240.33	2,17,65,431.33
	PERVIOUS YEAR		11,18,04,714.83	3,85,543.00	450.00	11,21,90,807.83	8,68,76,929.50	35,48,447.00	9,04,25,376.50	2,17,65,431.33	-
	TOTAL (A +B) CURRENT YEAR		25,90,36,541.83	3,54,443.00	6,88,182.00	25,87,12,802.83	19,00,55,465.50	72,75,981.00	19,73,31,446.50	6,13,81,366.33	6,89,81,076.33


NOTE:- 1. Depreciation on written down value of assets has been calculated at full rates and for additions at half of the rates given.



Criterion 4

QnM 4.1.2.1 Percentage of expenditure for infrastructure



CHRISTIAN COLLEGE OF ENGINEERING AND TECHNOLOGY, BHILAI CHHATTISGARH			
Owned by : Malankara Orthodox Syrian Church-Catholicate Aramana, Devalokam, Kottayam, Kerala.			
Managed by : St. Thomas Malankara Orthodox Syrian Church Mission, Bhilai (C.G.)			
Year ended 31.03.2019 Amt (Rs.)	EXPENDITURE	SCHD.	Year ended 31.03.2020 Amt (Rs.)
3,50,07,179.00	<u>Salary & Allowances</u>	12	2,59,75,338.00
58,61,309.00	<u>Welfare Expenses</u>	13	1,01,09,953.00
59,82,527.42	<u>Administrative Charges</u>	14	43,27,663.83
81,930.00	<u>Activity Expenses</u>	15	12,687.00
3,71,585.30	<u>Other Expenses</u>	16	1,53,685.00
29,27,172.84	<u>Running Repair & Maintenance</u>	17	12,01,922.00
1,24,981.00	<u>Loss on Sale of Assets</u>		-
93,42,661.00	<u>Depreciation</u> (As per Schedule 1A) Rs. 47,65,084.00 (As per Schedule 1B) Rs. 35,48,447.00		83,13,531.00
5,96,99,345.56	TOTAL		5,00,94,779.83
AUDITORS' REPORT			
As per our separate report on the Balance Sheet of even date			
For, B.VISHWANATH & Co. Chartered Accountants FRN 007875C			
			
(B. VISHWANATH) PARTNER M.NO. 074096 UDIN: 20074096AAAAABT8633			
Place : Bhilai (C.G.) Date : 13/07/2020			

Criterion 4**QnM 4.1.2.1 Percentage of expenditure for infrastructure**



Established In 1998

CHRISTIAN COLLEGE OF ENGINEERING & TECHNOLOGY

Managed By St. Thomas Mission, Bhilai

Approved by AICTE and Affiliated to CSVTU, Bhilai

If You Aim High, We Provide The Means

CHRISTIAN COLLEGE OF ENGINEERING AND TECHNOLOGY, KAILASH NAGAR, BHILAI, CHHATTISGARH											
OWNED BY - THE MALANKARA ORTHODOX SYRIAN CHURCH - CATHOLICATE ARAMANA, DEVALOGAM, KOTTAYAM, KERALA											
MANAGED BY - ST. THOMAS MALANKARA ORTHODOX CHURCH MISSION, BHILAI											
Schedule No 1A, FIXED Assets (Land and Buildings) As on 31.03.2020											
Sl. No	ASSETS	Rate of Dep.	Gross Block			Depreciation			Net Block		
			As on 01.04.19	Additions	Deletions	As on 31.03.20	As on 01.04.19	for the year	As on 31.03.20	As on 31.03.19	
1	Land	-	7,10,000.00	-	-	7,10,000.00	-	-	-	7,10,000.00	7,10,000.00
2	Play Ground Development	-	36,12,963.00	-	-	36,12,963.00	-	-	-	36,12,963.00	36,12,963.00
3	Building Instructional	10%	1,96,98,559.00	-	-	1,96,98,559.00	1,61,26,596.00	3,59,196.00	1,64,65,792.00	32,32,767.00	35,91,963.00
4	Building - Instructional (Block - II)	10%	5,39,61,261.00	-	-	5,39,61,261.00	2,85,51,314.00	25,40,995.00	3,10,92,309.00	2,28,68,952.00	2,54,09,947.00
5	Building Workshop	10%	58,58,842.00	-	-	58,58,842.00	47,98,216.00	1,06,063.00	49,04,279.00	9,54,563.00	10,60,626.00
6	Building Laboratory	10%	2,59,38,016.00	-	-	2,59,38,016.00	1,88,85,071.00	7,65,195.00	1,65,91,266.00	63,46,750.00	70,51,945.00
7	Building - Boys Hostel	10%	91,28,467.00	-	-	91,28,467.00	74,02,889.00	1,72,558.00	75,75,447.00	15,53,020.00	17,25,378.00
8	Building - Girls Hostel	10%	91,92,520.00	-	-	91,92,520.00	70,06,995.00	2,18,613.00	72,25,008.00	19,67,512.00	21,86,125.00
9	Building - Residential	10%	29,84,548.00	-	-	29,84,548.00	22,88,546.00	59,650.00	23,48,146.00	5,36,402.00	5,96,022.00
10	Building - Canteen	10%	20,23,047.00	-	-	20,23,047.00	15,73,135.00	45,091.00	16,17,226.00	4,05,821.00	4,30,912.00
11	Road, Bridges & Culverts	10%	32,68,721.00	-	-	32,68,721.00	26,65,211.00	60,351.00	27,25,562.00	5,43,159.00	6,03,210.00
12	Water Supply & Sanitary Systems	10%	8,87,563.00	-	-	8,87,563.00	7,61,565.00	18,690.00	7,20,165.00	1,67,398.00	1,85,998.00
13	Literine & Septic Tanks	10%	1,15,400.00	-	-	1,15,400.00	98,079.00	1,732.00	99,811.00	15,589.00	17,321.00
14	Gate & Security Post	10%	4,67,094.00	-	-	4,67,094.00	3,75,311.00	9,178.00	3,84,689.00	82,605.00	91,783.00
15	Boundary & Fencing	10%	32,82,491.00	13,880.00	-	32,96,371.00	14,06,200.00	1,88,323.00	15,94,523.00	17,01,848.00	18,76,291.00
16	Garage / Cycle Shed	10%	29,01,759.00	-	-	29,01,759.00	17,23,591.00	1,17,817.00	18,41,408.00	10,60,351.00	11,78,168.00
17	Flat No 06/1 (Dahip Parivar)	10%	16,35,500.00	-	-	16,35,500.00	9,66,673.00	66,883.00	10,33,556.00	6,01,944.00	6,68,827.00
18	Warm Harvesting	10%	3,53,352.00	-	-	3,53,352.00	81,448.00	27,190.00	1,08,638.00	2,44,714.00	2,71,904.00
19	Store & Shed (Temp Bldg) Instructional	10%	31,976.00	-	-	31,976.00	31,976.00	-	31,976.00	-	-
20	Lift Instructional Bldg - Block II	10%	8,79,735.00	-	-	8,79,735.00	2,02,789.00	67,699.00	2,76,488.00	6,09,287.00	6,76,986.00
	TOTAL (1A)		14,68,31,854.00	13,880.00		14,68,45,734.00	9,48,65,005.00	47,65,084.00	9,56,30,089.00	4,72,15,645.00	5,19,66,849.00
	PREVIOUS YEAR		14,68,31,854.00			14,68,31,854.00		52,93,266.00	9,48,65,005.00	5,19,66,849.00	

NOTE > 1. Depreciation on written down value of assets has been calculated of full rates and for additions at half of the rates given



Criterion 4

QnM 4.1.2.1 Percentage of expenditure for infrastructure



Established In 1998

CHRISTIAN COLLEGE OF ENGINEERING & TECHNOLOGY

Managed By St. Thomas Mission, Bhilai

Approved by AICTE and Affiliated to CSVTU, Bhilai

If You Aim High, We Provide The Means

CHRISTIAN COLLEGE OF ENGINEERING AND TECHNOLOGY, KAILASH NAGAR, BHILAI, CHHATTISGARH											
OWNED BY - THE MALANKARA ORTHODOX SYRIAN CHURCH - CATHOLICATE ARAMANA, DEVALOKAM, KOTTAYAM, KERALA											
MANAGED BY - ST. THOMAS MALANKARA ORTHODOX CHURCH MISSION, BHILAI											
Schedule No 1B, FIXED Assets (Land and Buildings) As on 31.03.2019											
Sl. No	ASSETS	Rate of Dep.	Gross Block			Depreciation			Net Block		
			As on 01.04.19	Additions	Deletion	As on 31.03.20	As on 01.04.19	for the year	As on 31.03.20	As on 31.03.20	As on 31.03.19
1	Furniture	10%	1,31,99,573.00	-	-	1,31,99,573.00	88,03,298.00	4,39,428.00	92,44,726.00	39,54,847.00	43,94,275.00
2	Bedding	15%	18,454.00	-	-	18,454.00	16,505.00	292.00	16,797.00	1,657.00	1,949.00
3	Gas Stove	15%	5,894.00	-	-	5,894.00	5,453.00	66.00	5,519.00	377.00	443.00
4	Refrigerator	15%	1,37,580.00	-	-	1,37,580.00	1,19,053.00	2,779.00	1,21,832.00	15,748.00	18,527.00
5	Drawing Board	15%	94,622.00	-	-	94,622.00	77,773.00	2,527.00	80,300.00	14,322.00	16,849.00
6	Ceiling Fan	15%	7,64,215.00	-	-	7,64,215.00	6,12,333.00	22,752.00	6,35,285.00	1,28,930.00	1,51,682.00
7	Laboratory Articles	15%	27,17,381.00	-	-	27,17,381.00	26,46,752.00	10,594.00	26,57,346.00	60,035.00	70,629.00
8	Pump and Accessories	15%	1,14,621.00	-	-	1,14,621.00	1,00,837.00	2,068.00	1,02,905.00	11,716.00	13,784.00
9	Library Books	15%	1,15,82,259.33	84,403.00	-	1,16,67,144.33	91,53,847.00	3,70,667.00	95,24,514.00	21,42,450.33	24,28,912.33
10	Inverters	15%	1,27,050.00	-	-	1,27,050.00	1,20,562.00	973.00	1,21,535.00	5,515.00	6,488.00
11	Utensils	15%	1,43,799.00	-	-	1,43,799.00	1,28,031.00	2,365.00	1,30,396.00	13,403.00	15,768.00
12	Computers & Accessories	15%	2,21,43,368.00	-	-	2,21,43,368.00	1,92,67,750.00	4,31,343.00	1,96,99,093.00	24,44,275.00	28,75,618.00
13	Coolers	15%	11,22,438.00	-	-	11,22,438.00	8,19,053.00	45,508.00	8,64,561.00	2,57,877.00	3,03,385.00
14	Electric Transformers	15%	22,51,521.00	-	-	22,51,521.00	19,79,957.00	40,735.00	20,20,492.00	2,30,829.00	2,71,564.00
15	Air Conditioners	15%	29,43,079.00	-	-	29,43,079.00	21,12,116.00	1,24,644.00	22,36,780.00	7,08,319.00	8,30,963.00
16	Mechanical Lab Equipment	15%	79,63,486.00	-	-	79,63,486.00	65,91,850.00	2,05,745.00	67,97,595.00	11,65,891.00	13,71,634.00
17	Electrical Lab Equipment	15%	58,42,066.00	-	-	58,42,066.00	48,40,255.00	1,50,272.00	49,90,525.00	8,51,541.00	10,01,813.00
18	Electronic Lab Equipments	15%	59,30,238.00	-	-	59,30,238.00	50,14,849.00	1,37,008.00	51,53,857.00	7,76,381.00	9,13,389.00
19	Civil Lab Equipments	15%	84,509.00	-	-	84,509.00	66,275.00	2,735.00	69,010.00	15,499.00	18,234.00
20	Workshop Equipment	10%	25,17,579.00	-	-	25,17,579.00	23,24,317.00	26,989.00	23,53,306.00	1,64,272.00	1,93,262.00
21	Computer Lab Equipment	10%	48,63,783.00	-	-	48,63,783.00	27,04,752.00	3,23,555.00	30,30,307.00	18,33,476.00	21,57,031.00
22	IT Lab Equipment	15%	8,12,515.00	-	-	8,12,515.00	6,75,276.00	20,586.00	6,95,842.00	1,16,653.00	1,37,239.00
23	Physics Lab Equipment	15%	6,24,428.00	-	-	6,24,428.00	4,94,242.00	19,228.00	5,15,470.00	1,08,958.00	1,28,186.00
24	Chemistry Lab Equipments	15%	3,40,815.00	750.00	-	3,41,565.00	2,77,893.00	9,495.00	2,87,388.00	54,177.00	62,922.00
25	Nano Lab Equipment	15%	2,67,630.00	-	-	2,67,630.00	57,206.00	31,564.00	88,770.00	1,78,860.00	2,10,424.00
26	Research Lab Equipments	15%	2,17,148.00	-	-	2,17,148.00	1,77,603.00	5,932.00	1,83,535.00	33,613.00	39,545.00
27	Other Fixed Assets	15%	33,42,279.00	15,087.00	-	33,57,361.00	24,29,453.00	1,38,055.00	25,67,508.00	7,89,853.00	9,12,826.00
28	Office Equipments	15%	7,85,364.00	-	-	7,85,364.00	6,78,760.00	15,991.00	6,94,751.00	90,613.00	1,06,604.00
29	Other Equipments	15%	4,67,801.00	-	-	4,67,801.00	3,96,340.00	10,719.00	4,07,059.00	60,742.00	71,461.00
30	Sport Equipments	15%	1,18,853.00	-	450.00	1,19,303.00	94,666.00	3,628.00	98,294.00	20,109.00	24,187.00
TOTAL C/P - 2			9,16,44,850.33	1,00,237.00	480.00	9,16,44,837.33	7,27,91,265.00	26,90,343.00	7,53,96,418.00	1,62,49,137.32	1,87,49,816.33



Criterion 4

QnM 4.1.2.1 Percentage of expenditure for infrastructure



Established In 1998

CHRISTIAN COLLEGE OF ENGINEERING & TECHNOLOGY

Managed By St. Thomas Mission, Bhilai

Approved by AICTE and Affiliated to CSVTU, Bhilai

If You Aim High, We Provide The Means

CHRISTIAN COLLEGE OF ENGINEERING AND TECHNOLOGY, KAILASH NAGAR, BHILAI, CHHATTISGARH											
OWNED BY - THE MALANKARA ORTHODOX SYRIAN CHURCH - CATHOLICATE ARAMANA, DEVALOKAM, KOTTAYAM, KERALA											
MANAGED BY - ST. THOMAS MALANKARA ORTHODOX CHURCH MISSION, BHILAI											
Schedule No 1B, FIXED Assets (Land and Building) As on 31.03.2020											
S/N	ASSETS	Rate of Dep.	Gross Block				Depreciation for the year	Net Block			
			As on 01.04.19	Additions	480.00	As on 31.03.20		As on 01.04.19	As on 31.03.20	As on 31.03.19	As on 31.03.19
	TOTAL 8/P - 1		7,16,44,890.33	1,00,327.00	480.00	9,16,44,837.33	7,27,94,216.00	24,09,243.00	7,83,16,479.00	1,42,49,139.33	1,87,49,519.33
31	E - Library	15%	78,34,727.00	2,31,469.00	-	80,61,332.00	49,37,298.00	4,53,110.00	53,80,408.00	26,80,924.00	29,07,429.00
32	Software	15%	35,31,744.00	33,701.00	-	35,65,447.00	25,32,564.00	1,52,408.00	26,84,974.00	8,80,493.00	9,99,200.00
33	Horticulture Equipment	15%	1,58,818.00	-	-	1,58,818.00	99,002.00	8,972.00	1,07,974.00	50,844.00	59,816.00
34	Fire Fighting Equipment	15%	50,901.00	-	-	50,901.00	28,538.00	3,354.00	31,897.00	19,009.00	22,363.00
35	Medical Centre Equipment	15%	17,742.00	-	-	17,742.00	14,571.00	474.00	15,047.00	2,695.00	3,171.00
36	Sify Broad Band	15%	8,26,076.00	-	-	8,26,076.00	7,14,741.00	16,700.00	7,31,441.00	94,635.00	1,11,335.00
37	Electrical Installations	15%	15,17,025.00	-	-	15,17,025.00	10,07,444.00	76,407.00	10,84,053.00	4,32,972.00	5,09,379.00
38	Diesel Generator	15%	5,77,745.00	-	-	5,77,745.00	5,23,815.00	8,090.00	5,31,955.00	45,840.00	53,930.00
39	Research Equipments (Grant)	15%	68,555.00	-	-	68,555.00	53,512.00	2,256.00	55,748.00	12,787.00	13,043.00
40	Sonopix CG - 07 MA 0185	15%	8,88,100.00	-	-	8,88,100.00	8,25,156.00	39,529.00	4,44,483.00	2,23,995.00	2,43,524.00
41	Active	15%	40,000.00	-	-	40,000.00	35,375.00	3,694.00	39,049.00	20,931.00	24,425.00
42	Bus (2 Nos)	15%	12,45,781.50	-	-	12,45,781.50	12,45,781.50	-	12,45,781.50	-	-
43	Bus CG - 07E 0865	15%	13,43,084.00	-	-	13,43,084.00	9,44,814.00	59,741.00	10,04,355.00	3,38,529.00	3,98,270.00
44	Bus CG - 07 E 0913	15%	13,87,221.00	-	-	13,87,221.00	9,75,864.00	61,704.00	10,37,568.00	3,49,453.00	4,11,337.00
45	BSNL Broad Band	15%	2,00,000.00	-	-	2,00,000.00	1,40,694.00	8,894.00	1,49,590.00	50,410.00	59,306.00
46	Gym Equipment	15%	1,30,000.00	-	-	1,30,000.00	84,648.00	6,803.00	91,451.00	38,549.00	45,352.00
47	Physios Research Equipment (Grant From CGCOAST)	15%	2,17,041.00	-	-	2,17,041.00	83,898.00	19,971.00	1,03,869.00	1,13,172.00	1,33,143.00
48	Electronic Research Equipment (Grant From CGCOAST and College)	15%	2,04,702.00	-	-	2,04,702.00	43,755.00	24,142.00	67,897.00	1,34,805.00	1,40,947.00
49	Camera	15%	-	22,900.00	-	22,900.00	-	1,718.00	1,718.00	21,182.00	-
50	Tripod	15%	-	3,100.00	-	3,100.00	-	233.00	233.00	2,867.00	-
	TOTAL (1B)		11,18,04,714.83	3,86,543.00	450.00	11,21,90,807.83	8,68,76,929.50	35,48,447.00	9,04,25,376.50	2,17,65,431.33	2,48,27,785.33
	PERVIOUS YEAR		11,64,62,382.83	7,95,076.00	(8,08,073.00)	11,64,37,388.83	8,64,60,708.60	40,48,895.00	9,05,09,603.60	2,49,27,785.33	-
	TOTAL (1A +1B) CURRENT YEAR		25,86,36,588.83	4,00,423.00	450.00	25,90,36,541.83	18,17,41,934.50	83,13,531.00	19,00,55,465.50	6,89,81,076.33	7,68,94,634.33

NOTE-1. Depreciation on written down value of assets has been calculated at full rates and for additions at half of the rates given.



Criterion 4

QnM 4.1.2.1 Percentage of expenditure for infrastructure



Established In 1998

CHRISTIAN COLLEGE OF ENGINEERING & TECHNOLOGY

Managed By St. Thomas Mission, Bhilai

Approved by AICTE and Affiliated to CSVTU, Bhilai

If You Aim High, We Provide The Means

YEAR 2018-19

Criterion 4

QnM 4.1.2.1 Percentage of expenditure for infrastructure



Established In 1998

CHRISTIAN COLLEGE OF ENGINEERING & TECHNOLOGY

Managed By St. Thomas Mission, Bhilai

Approved by AICTE and Affiliated to CSVTU, Bhilai

If You Aim High, We Provide The Means

CHRISTIAN COLLEGE OF ENGINEERING AND TECHNOLOGY, BHILAI CHHATTISGARH

Owned by : Malankara Orthodox Syrian Church-Catholicate Aramana, Devalokam, Kottayam, Kerala.

Managed by : St. Thomas Malankara Orthodox Syrian Church Mission, Bhilai (C.G.)



Year ended 31.03.2018 Amt (Rs.)	EXPENDITURE	SCHD.	Year ended 31.03.2019 Amt (Rs.)
43,967,865.00	<u>Salaries & Allowances</u>	12	35,007,179.00
6,078,513.00	<u>Welfare Expenses</u>	13	5,861,309.00
22,811,375.75	<u>Administrative Charges</u>	14	5,982,527.42
93,128.00	<u>Activity Expenses</u>	15	81,930.00
439,217.00	<u>Other Expenses</u>	16	371,585.30
2,523,293.20	<u>Running & Maintenance Expenses</u>	17	2,927,172.84
-	<u>Loss on Sale of Assets</u>		124,981.00
10,595,479.00	<u>Depreciation</u> (As per Schedule 1A) Rs. 52,93,766.00 (As per Schedule 1B) Rs. 40,48,895.00		9,342,661.00
86,508,870.95	TOTAL		59,699,345.56

AUDITORS' REPORT
As per our separate report on the Balance Sheet of even dateFor, B.VISHWANATH & Co.
Chartered Accountants
FRN 007875C(B. VISHWANATH)
M.NO. 074096
PARTNER

UDIN: 19074096AAAAABR3786

Place : Bhilai (C.G.)
Date : 17.07.2019**Criterion 4****QnM 4.1.2.1 Percentage of expenditure for infrastructure**



Established In 1998

CHRISTIAN COLLEGE OF ENGINEERING & TECHNOLOGY

Managed By St. Thomas Mission, Bhilai

Approved by AICTE and Affiliated to CSVTU, Bhilai

If You Aim High, We Provide The Means

CHRISTIAN COLLEGE OF ENGINEERING AND TECHNOLOGY, KAILASH NAGAR, BHILAI, CHHATTISGARH											
OWNED BY :- THE MALANKARA ORTHODOX SYRIAN CHURCH - CATHOLICATE ARAMANA, DEVALOKAM, KOTTAYAM, KERALA											
MANAGED BY :- ST. THOMAS MALANIGARA ORTHODOX CHURCH MISSION, BHILAI											
Schedule No IA, FIXED ASSETS (Land and Buildings) As on 31.03.2019											
Sl.No	ASSETS	Rate of Dep.	Gross Block				Depreciation			Net Block	
			As on 01.04.18	Additions	Deletion	As on 31.03.19	As on 01.04.18	for the year	As on 31.03.19	As on 31.03.19	As on 01.04.18
1	Land	-	710,000.00	-	-	710,000.00	-	-	-	710,000.00	710,000.00
2	Play Ground Development	-	3,612,963.00	-	-	3,612,963.00	-	-	-	3,612,963.00	3,612,963.00
3	Building Instructional	10%	19,698,539.00	-	-	19,698,539.00	15,707,489.00	399,107.00	16,106,596.00	3,591,963.00	3,991,070.00
4	Building - Instructional (Block - II)	10%	53,961,261.00	-	-	53,961,261.00	25,727,987.00	2,823,217.00	28,551,214.00	25,409,947.00	28,232,274.00
5	Building Workshop	10%	5,858,842.00	-	-	5,858,842.00	4,680,369.00	117,847.00	4,798,216.00	1,060,626.00	1,178,473.00
6	Building Laboratory	10%	25,938,016.00	-	-	25,938,016.00	18,102,521.00	783,550.00	18,886,071.00	7,051,945.00	7,835,495.00
7	Building - Boys Hostel	10%	9,128,467.00	-	-	9,128,467.00	7,211,158.00	191,731.00	7,402,889.00	1,725,578.00	1,912,209.00
8	Building - Girls Hostel	10%	9,192,520.00	-	-	9,192,520.00	6,763,492.00	242,903.00	7,006,395.00	2,186,125.00	2,429,028.00
9	Building - Residential	10%	2,884,548.00	-	-	2,884,548.00	2,222,324.00	66,222.00	2,288,546.00	596,002.00	662,224.00
10	Building - Canteen	10%	2,023,047.00	-	-	2,023,047.00	1,522,034.00	50,101.00	1,572,135.00	459,912.00	501,013.00
11	Road, Bridges & Culvers	10%	3,268,721.00	-	-	3,268,721.00	2,598,154.00	67,057.00	2,665,211.00	603,510.00	670,567.00
12	Water Supply & Sanitary Systems	10%	887,563.00	-	-	887,563.00	680,899.00	20,666.00	701,565.00	185,998.00	206,664.00
13	Literine & Septic Tanks	10%	115,400.00	-	-	115,400.00	96,154.00	1,925.00	98,079.00	17,321.00	19,246.00
14	Gate & Security Post	10%	467,094.00	-	-	467,094.00	365,113.00	10,198.00	375,311.00	91,783.00	101,981.00
15	Boundary & Fencing	10%	3,282,491.00	-	-	3,282,491.00	1,197,723.00	294,477.00	1,496,200.00	1,876,291.00	2,084,768.00
16	Garage / Cycle Shed	10%	2,901,759.00	-	-	2,901,759.00	1,592,683.00	130,908.00	1,723,591.00	1,178,168.00	1,399,076.00
17	Flat No 06/1 (Dalip Parisar)	10%	1,635,500.00	-	-	1,635,500.00	892,359.00	74,314.00	966,673.00	668,827.00	743,141.00
18	Water Harvesting	10%	353,352.00	-	-	353,352.00	51,216.00	30,212.00	81,448.00	271,904.00	302,116.00
19	Store & Shed (Temp. Bldg) Instructional	10%	31,976.00	-	-	31,976.00	31,976.00	-	31,976.00	-	-
20	Lot (Instructional Bldg - Block II)	10%	879,775.00	-	-	879,775.00	127,568.00	75,221.00	202,789.00	676,986.00	732,207.00
TOTAL (IA)			146,831,854.00	-	-	146,831,854.00	89,571,239.00	5,293,766.00	94,865,005.00	51,966,849.00	57,260,615.00
PREVIOUS YEAR			146,831,854.00	-	-	146,831,854.00	83,689,278.00	5,881,961.00	89,571,239.00	57,260,615.00	

NOTE :- I. Depreciation on written down value of assets has been calculated at full rates and for additions at half of the rates given



Criterion 4

QnM 4.1.2.1 Percentage of expenditure for infrastructure



Established In 1998

CHRISTIAN COLLEGE OF ENGINEERING & TECHNOLOGY

Managed By St. Thomas Mission, Bhilai

Approved by AICTE and Affiliated to CSVTU, Bhilai

If You Aim High, We Provide The Means

CHRISTIAN COLLEGE OF ENGINEERING AND TECHNOLOGY, KAILASH NAGAR, BHILAI, CHHATTISGARH											
OWNED BY :- THE MALANKARA ORTHODOX SYRIAN CHURCH - CATHOLICATE ARAMANA, DEVALOKAM, KOTTAYAM, KERALA											
MANAGED BY :- ST. THOMAS MALANKARA ORTHODOX CHURCH MISSION, BHILAI											
Schedule No 1B, FIXED Assets (Other than Land and Buildings) As on 31.03.2019											
Sl No	ASSETS	Rate of Dep.	Gross Block				Depreciation			Net Block	
			As on 01.04.18	Additions	Deletion	As on 31.03.19	As on 01.04.18	for the year	As on 31.03.19	As on 31.03.19	As on 01.04.18
1	Furniture	10%	13,199,573.00	-	-	13,199,573.00	8,317,045.00	488,253.00	8,805,298.00	4,394,275.00	4,882,528.00
2	Bedding	15%	18,454.00	-	-	18,454.00	16,161.00	344.00	16,505.00	1,949.00	2,293.00
3	Gas Stove	15%	5,896.00	-	-	5,896.00	5,375.00	78.00	5,453.00	443.00	521.00
4	Refrigerator	15%	137,580.00	-	-	137,580.00	115,783.00	3,270.00	119,053.00	18,527.00	21,797.00
5	Drawing Board	15%	94,622.00	-	-	94,622.00	74,800.00	2,973.00	77,773.00	16,849.00	19,822.00
6	Ceiling Fan	15%	764,215.00	-	-	764,215.00	585,766.00	26,767.00	612,533.00	151,482.00	178,449.00
7	Laboratory Articles	15%	2,717,381.00	-	-	2,717,381.00	2,634,288.00	12,464.00	2,646,752.00	70,629.00	83,093.00
8	Pump and Accessories	15%	114,621.00	-	-	114,621.00	98,405.00	2,432.00	100,837.00	13,784.00	16,216.00
9	Library Books	15%	11,495,248.33	87,511.00	-	11,582,759.33	8,732,937.00	420,910.00	9,153,847.00	2,428,912.33	2,762,311.33
10	invertors	15%	127,050.00	-	-	127,050.00	119,417.00	1,145.00	120,562.00	6,488.00	7,633.00
11	Utensils	15%	143,799.00	-	-	143,799.00	125,248.00	2,783.00	128,031.00	15,768.00	18,551.00
12	Computers & Accessories	15%	22,097,648.00	175,700.00	(40,000.00)	22,143,348.00	18,748,732.00	499,018.00	19,247,750.00	2,875,618.00	3,228,936.00
13	Coolers	15%	1,122,438.00	-	-	1,122,438.00	745,515.00	53,538.00	819,053.00	303,385.00	356,923.00
14	Electric Transformers	15%	2,251,521.00	-	-	2,251,521.00	1,932,034.00	47,923.00	1,979,957.00	271,564.00	319,487.00
15	Air Conditioners	15%	2,943,079.00	-	-	2,943,079.00	1,965,475.00	146,641.00	2,112,116.00	830,963.00	977,604.00
16	Mechanical Lab Equipment	15%	7,963,486.00	-	-	7,963,486.00	6,349,796.00	242,054.00	6,591,850.00	1,371,636.00	1,613,690.00
17	Electrical Lab Equipment	15%	5,842,066.00	-	-	5,842,066.00	4,663,463.00	176,790.00	4,840,253.00	1,001,813.00	1,178,603.00
18	Electronic Lab Equipments	15%	5,930,238.00	-	-	5,930,238.00	4,855,663.00	161,186.00	5,016,849.00	913,389.00	1,074,575.00
19	Civil Lab Equipments	15%	84,509.00	-	-	84,509.00	63,057.00	3,218.00	66,275.00	18,234.00	21,452.00
20	Workshop Equipment	15%	2,517,579.00	-	-	2,517,579.00	2,290,212.00	34,105.00	2,324,317.00	193,262.00	227,367.00
21	Computer Lab Equipment	15%	4,863,783.00	-	-	4,863,783.00	2,326,100.00	380,652.00	2,706,752.00	2,157,031.00	2,537,683.00
22	IT Lab Equipment	15%	812,515.00	-	-	812,515.00	651,057.00	24,219.00	675,276.00	137,239.00	161,458.00
23	Physies Lab Equipment	15%	623,628.00	800.00	-	624,428.00	473,692.00	22,550.00	496,242.00	128,186.00	149,936.00
24	Chemistry Lab Equipments	15%	340,815.00	-	-	340,815.00	266,789.00	11,104.00	277,893.00	62,922.00	74,026.00
25	Nano Lab Equipment	15%	267,630.00	-	-	267,630.00	20,072.00	37,134.00	57,206.00	210,424.00	247,538.00
26	Research Lab Equipments	15%	217,148.00	-	-	217,148.00	170,625.00	6,978.00	177,603.00	39,545.00	46,523.00
27	Other Fixed Assets	15%	3,246,132.00	76,147.00	-	3,322,279.00	2,275,085.00	154,368.00	2,429,453.00	912,826.00	991,047.00
28	Office Equipments	15%	785,364.00	-	-	785,364.00	659,948.00	18,812.00	678,760.00	106,604.00	125,416.00
29	Other Equipments	15%	467,801.00	-	-	467,801.00	383,729.00	12,611.00	396,340.00	71,461.00	84,072.00
30	Sport Equipments	15%	118,853.00	-	-	118,853.00	90,398.00	4,268.00	94,666.00	24,187.00	28,455.00
TOTAL C/F - 2			91,244,692.33	340,158.00	(40,000.00)	91,544,850.33	69,796,667.00	2,998,588.00	72,795,255.00	18,749,595.33	21,448,025.33



Criterion 4

QnM 4.1.2.1 Percentage of expenditure for infrastructure



Established In 1998

CHRISTIAN COLLEGE OF ENGINEERING & TECHNOLOGY

Managed By St. Thomas Mission, Bhilai

Approved by AICTE and Affiliated to CSVTU, Bhilai

If You Aim High, We Provide The Means

CHRISTIAN COLLEGE OF ENGINEERING AND TECHNOLOGY, KAILASH NAGAR, BHILAI, CHHATTISGARH											
OWNED BY - THE MALANKARA ORTHODOX SYRIAN CHURCH - CATHOLICATE ARAMANA, DEVALOKAM, KOTTAYAM, KERALA											
MANAGED BY - ST. THOMAS MALANKARA ORTHODOX CHURCH MISSION, BHILAI											
Schedule No 1R, FIXED Assets (Other than Land and Buildings) As on 31.03.2019											
Sl.No	ASSETS	Rate of Dep.	Gross Block				Depreciation			Net Block	
			As on 01.04.18	Additions	Deletion	As on 31.03.19	As on 01.04.18	for the year	As on 31.03.19	As on 31.03.19	As on 01.04.18
	TOTAL B/F - 1		91,244,692.33	340,155.00	(40,000.00)	91,544,850.33	69,796,667.00	2,998,588.00	72,795,255.00	18,749,595.33	21,448,025.33
31	Library	15%	7,396,704.00	436,023.00	-	7,834,727.00	4,452,871.00	474,427.00	4,927,298.00	2,907,429.00	2,943,833.00
32	Software	15%	3,531,766.00	-	-	3,531,766.00	2,356,236.00	176,330.00	2,532,566.00	999,200.00	1,175,530.00
33	Horticulture Equipment	15%	143,920.00	14,898.00	-	158,818.00	89,761.00	9,241.00	99,002.00	59,816.00	54,159.00
34	Fire Fighting Equipment	15%	50,901.00	-	-	50,901.00	24,592.00	3,946.00	28,538.00	22,363.00	26,309.00
35	Medical Centre Equipment	15%	17,742.00	-	-	17,742.00	14,011.00	560.00	14,571.00	3,171.00	3,731.00
36	Soft Broad Band	15%	826,076.00	-	-	826,076.00	695,094.00	19,647.00	714,741.00	111,335.00	130,982.00
37	Electrical Installations	15%	1,517,025.00	-	-	1,517,025.00	917,755.00	89,891.00	1,007,646.00	509,379.00	599,270.00
38	Diesel Generator	15%	577,745.00	-	-	577,745.00	514,298.00	9,517.00	523,815.00	53,930.00	63,447.00
39	Research Equipments (Grant)	15%	68,555.00	-	-	68,555.00	50,857.00	2,655.00	53,512.00	15,043.00	17,698.00
40	Light Motor Vehicles	15%	1,458,722.00	-	-	1,458,722.00	1,458,722.00	-	1,458,722.00	-	-
a	Tata Safari CG - 07 MA 8733	15%	1,032,654.00	-	(360,255.00)	672,399.00	672,399.00	-	672,399.00	-	360,255.00
b	Volvo CG - 07 MA 9414	15%	448,050.00	-	(226,081.00)	421,969.00	421,969.00	-	421,969.00	-	226,081.00
c	Indigo CG - 07 MA 9607	15%	320,940.00	-	(181,737.00)	339,203.00	339,203.00	-	339,203.00	-	181,737.00
d	Scorpio CG - 07 MA 0165	15%	888,680.00	-	-	888,680.00	578,652.00	46,504.00	625,156.00	263,524.00	310,028.00
e	Activa	15%	60,000.00	-	-	60,000.00	31,029.00	4,346.00	35,375.00	24,625.00	28,971.00
41	Bus (2 Nos)	15%	1,245,781.50	-	-	1,245,781.50	1,245,781.50	-	1,245,781.50	-	-
a	Bus CG - 07 - 7653	15%	740,381.00	-	-	740,381.00	740,381.00	-	740,381.00	-	-
b	Bus CG - 07E 0865	15%	1,343,084.00	-	-	1,343,084.00	874,531.00	70,283.00	944,814.00	398,270.00	468,553.00
c	Bus CG - 07 E 0913	15%	1,287,221.00	-	-	1,287,221.00	903,271.00	72,593.00	975,864.00	411,357.00	463,950.00
42	ISNL Broad Band	15%	200,000.00	-	-	200,000.00	130,228.00	10,466.00	140,694.00	59,306.00	69,772.00
43	Kym Equipment	15%	130,000.00	-	-	130,000.00	76,645.00	8,003.00	84,648.00	45,352.00	53,355.00
44	Physics Research Equipment (Grant From CGCOAST)	15%	217,041.00	-	-	217,041.00	60,402.00	23,496.00	83,898.00	133,143.00	156,639.00
45	Electronic Research Equipment (Grant from CGCOAST and College)	15%	204,702.00	-	-	204,702.00	15,353.00	28,402.00	43,755.00	160,947.00	189,349.00
	TOTAL (1A)		115,452,382.83	793,079.00	(808,073.00)	115,437,308.83	86,460,708.50	4,048,895.00	90,509,603.50	24,927,785.33	28,991,674.33
	PREVIOUS YEAR		114,761,119.83	946,870.00	255,607.00	115,452,382.83	81,747,190.50	4,713,518.00	86,460,708.50	28,991,674.33	-

NOTE - Depreciation on written down value of assets has been calculated at full rates and for additions at half of the rates given.

TOTAL (1A + 1B) - CURRENT YEAR	262,284,236.83	793,079.00	(808,073.00)	262,269,242.83	176,031,947.50	9,342,661.00	185,374,608.50	76,894,634.33	86,252,289.33
--------------------------------	----------------	------------	--------------	----------------	----------------	--------------	----------------	---------------	---------------



Criterion 4

QnM 4.1.2.1 Percentage of expenditure for infrastructure